



# **SREE NARAYANA COLLEGE KANNUR**

ACCREDITED BY NAAC WITH 'A' GRADE (AFFILIATED TO KANNUR UNIVERSITY)  
Sree Narayana College Kannur, P.O. Thottada, Kannur, Kerala, India - 670 007

✉ [sncollegekannur@gmail.com](mailto:sncollegekannur@gmail.com) ☎ 0497 - 2731085

🌐 [www.sncollegekannur.ac.in](http://www.sncollegekannur.ac.in)



## **Stakeholders' Feedback on Curriculum**

*Students, Teachers, Alumni & Employer*

2018-19

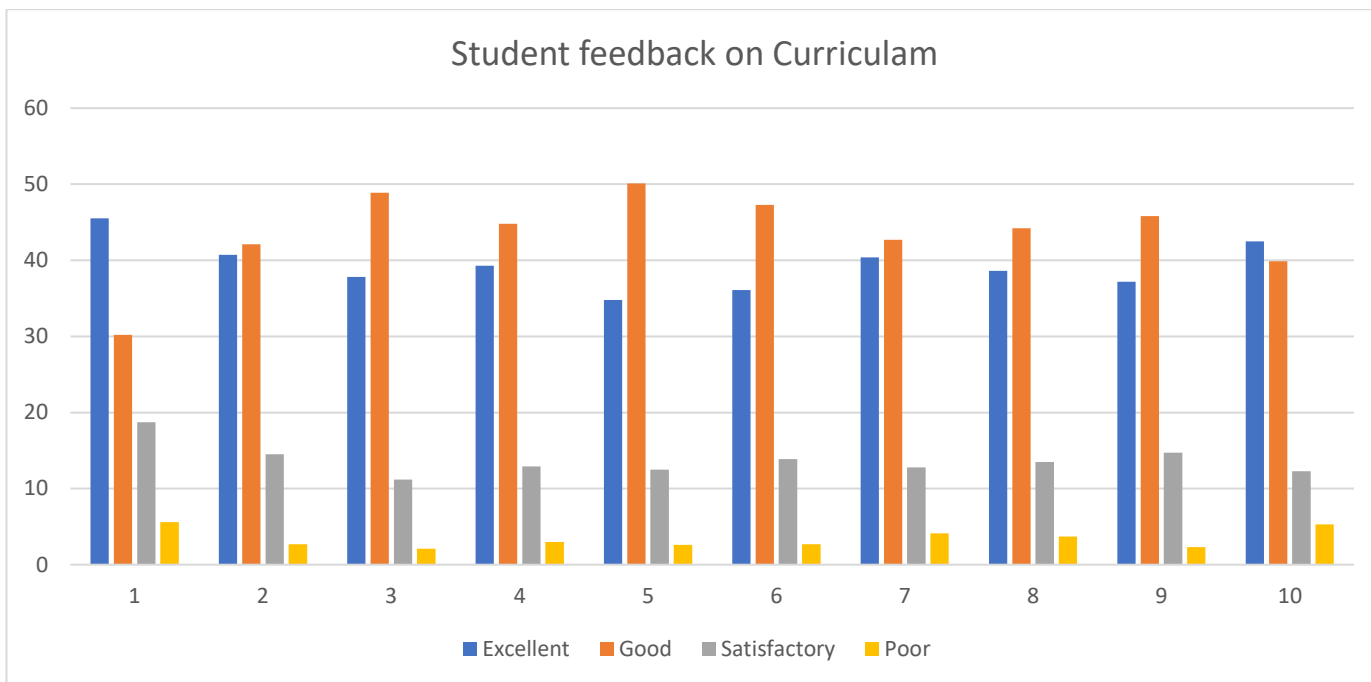
Sree Narayana College, right from its foundation, has become a model of excellence and innovation in the field of education. The college's Institutional Quality Assurance Cell (IQAC) focuses on maintaining quality standards. To achieve this, they collect feedback from students, teachers, alumni, and employers using a structured rating-based form. This feedback plays a crucial role in shaping the college's curriculum and enriching the learning experience. In the 2018-19 session, Sree Narayana College carefully analysed this feedback, showcasing its dedication to continuous improvement and ensuring a high-quality education for its students.

### STUDENT FEEDBACK ANALYSIS ON CURRICULUM

The feedback form included 10 questions addressing topics like syllabus depth, real-life relevance, learning benefits, clarity of materials, and motivation for further studies. Students rated each question with four options: Excellent, Good, Satisfactory, and Poor. This feedback is crucial for improving the curriculum's quality and relevance.

The analysis of student feedback for the academic year 2018-19 shows that the curriculum is largely well-received, with many students rating it as excellent or good in terms of relevance to real life, learning value, and overall quality. A significant majority of respondents (75.7%) rated the depth of the syllabus as either excellent or good, indicating strong satisfaction with the comprehensiveness of the syllabus. The curriculum's coverage was rated positively by 82.8% of respondents. The relevance of the curriculum to real-life situations was rated highly by 86.7% of students. The learning value in terms of knowledge, skills, and abilities received positive feedback from 84.1% of respondents. Clarity and relevance of reading materials were considered good by 84.9% of respondents. The relevance of library materials was well-received, with 83.4% of students rating it as excellent or good. The curriculum's ability to motivate students to pursue higher studies was rated positively by 83.1% of respondents. The curriculum's attention to student requirements received high marks from 82.8% of respondents. The curriculum's relevance in empowering students to handle modern life challenges was rated positively by 83% of respondents. The overall curriculum was rated highly by 82.4% of students as good. The 5.3% poor rating highlights areas that may need improvement to enhance overall satisfaction.

Questions	Excellent	Good	Satisfactory	Poor
1. Depth of the syllabus	45.5	30.2	18.7	5.6
2. Extent of Coverage of Programme of Study	40.7	42.1	14.5	2.7
3. Relevance to Real Life	37.8	48.9	11.2	2.1
4. Learning Value in Terms of Knowledge, Skills, and Abilities	39.3	44.8	12.9	3.0
5. Clarity and Relevance of Textual Reading Material	34.8	50.1	12.5	2.6
6. Relevance of Library Material	36.1	47.3	13.9	2.7
7. Level of Motivation Generated to Go for Higher Studies	40.4	42.7	12.8	4.1
8. How Far the Curriculum Takes Care of Student Requirements	38.6	44.2	13.5	3.7
9. How Relevant is the Curriculum in Empowering Students to Take Up Challenges of Modern Life	37.2	45.8	14.7	2.3
10. Overall Rate of the Curriculum	42.5	39.9	12.3	5.3



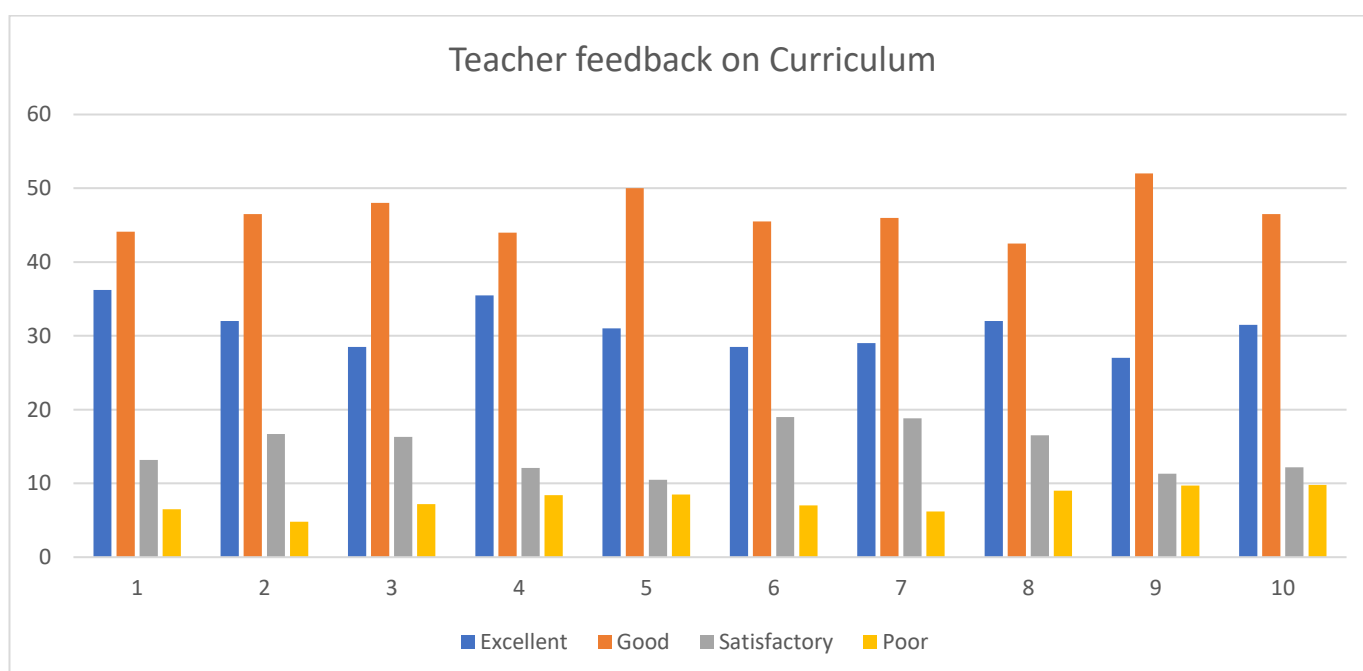
### TEACHER FEEDBACK ANALYSIS ON CURRICULUM

This provides a comprehensive analysis of teacher feedback on the curriculum, focusing on various aspects critical to its effectiveness and relevance. The feedback was collected through a google form designed to evaluate the academic content, experiential methods, and overall design of the curriculum.

A significant majority of respondents provided positive feedback on the curriculum, reflecting a high level of satisfaction. The academic content of the syllabus received favorable ratings from 80.3% of respondents. The effectiveness of experiential methods in making the subject meaningful was endorsed by 78.5% of respondents. The curriculum's design in extending the subject to industrial and societal needs received positive feedback from 76.5%. The provisions for professional development were well-regarded by 79.5% of respondents. In terms of interdisciplinary learning, the curriculum was highly rated by 81% of respondents. The syllabus's allowance for new teaching strategies received 74% of all responses as good. The relevance and appropriateness of the prescribed reference materials were positively assessed by 75%. However, the adequacy of time given to teachers for syllabus completion was rated with 74.5%. The curriculum's relevance to real life situations and current trends was positively rated by 79% of respondents. The overall curriculum was rated highly by 78% of respondents, with 31.5% rating it as excellent and 46.5% as good. The 9.8% poor rating indicates areas where improvements could be made to enhance overall satisfaction and effectiveness.

Questions	Excellent	Good	Satisfactory	Poor
1. Academic content of the syllabus	36.2	44.1	13.2	6.5
2. The effectiveness of experiential methods in making the subject meaningful in the curriculum	32.0	46.5	16.7	4.8
3. The curriculum design in enabling students to extend the subject to industrial and societal needs?	28.5	48.0	16.3	7.2
4. The provisions for professional development made in the syllabus	35.5	44.0	12.1	8.4

5. The syllabus and curriculum in facilitating interdisciplinary learning	31.0	50.0	10.5	8.5
6. The syllabus in permitting freedom to adopt new teaching strategies	28.5	45.5	19.0	7.0
7. The books prescribed/listed as reference materials are relevant, updated and appropriate	29.0	46.0	18.8	6.2
8. The adequacy of time given to teachers for the completion of the syllabus during the semester?	32.0	42.5	16.5	9.0
9. The curriculum in terms of its relevance to real-life situations and its reflection of current trends and practices in the respective disciplines	27.0	52.0	11.3	9.7
10. Overall Rate of the Curriculum	31.5	46.5	12.2	9.8



### **ALUMNI FEEDBACK ANALYSIS ON CURRICULUM**

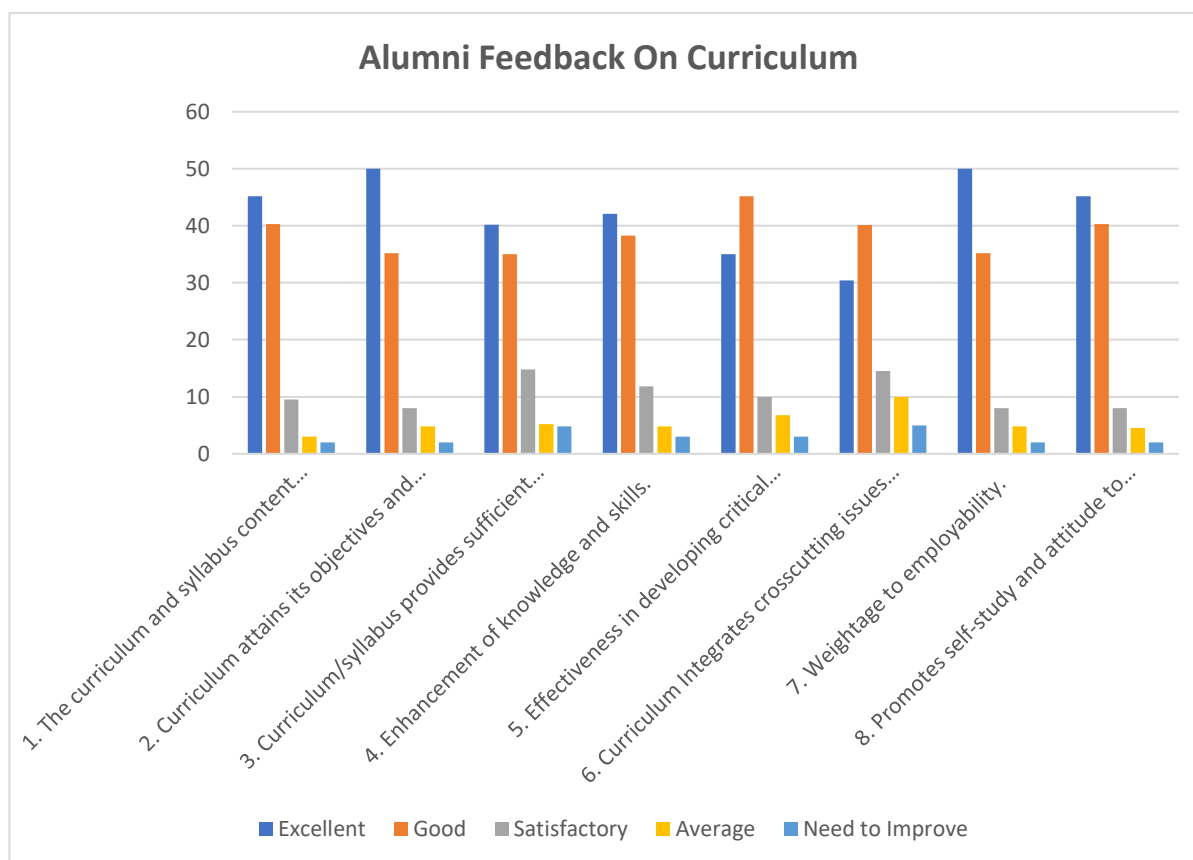
The alumni feedback form consists of questions that truly indicated their satisfaction level of the alumni about the syllabus. Given below are the conclusions obtained by analyzing the alumni feedback for the academic year 2018 - 2019.

The feedback shows a generally positive outlook on the curriculum, with "Excellent" and "Good" ratings making up the majority. The curriculum is particularly well-rated in terms of achieving its objectives (50% "Excellent") and providing appropriate content for higher education (45.2% "Excellent"), which highlights strong alignment with academic goals. Employability also receives high marks (50% "Excellent"), indicating that the curriculum is perceived as well-preparing students for their careers.

However, areas like crosscutting issues integration, including ethics and sustainability, show lower satisfaction, with only 30.4% rating it as "Excellent" and 14.5% marking it as "Satisfactory." Similarly, the development of varied skills receives mixed feedback, with higher "Satisfactory" (14.8%) and "Average" (5.2%) ratings, suggesting a need for improvement in skill diversification.

Critical thinking is positively rated, with 45.2% marking it as "Good," though a noticeable 6.8% find it only "Average," indicating room for improvement. Overall, the curriculum is seen as effective, but areas like crosscutting issues and skill diversity could be enhanced to elevate its overall impact.

Questions	Excellent	Good	Satisfactory	Average	Need to Improve
1. The curriculum and syllabus content were appropriate for higher education.	45.2	40.3	9.5	3	2
2. Curriculum attains its objectives and learning outcomes.	50	35.2	8	4.8	2
3. Curriculum/syllabus provides sufficient option to learn varied skills.	40.2	35	14.8	5.2	4.8
4. Enhancement of knowledge and skills.	42.1	38.3	11.8	4.8	3
5. Effectiveness in developing critical thinking.	35	45.2	10	6.8	3
6. Curriculum integrates crosscutting issues relevant to Professional Ethics, Gender, Human Values, Environment and Sustainability.	30.4	40.1	14.5	10	5
7. Weightage to employability.	50	35.2	8	4.8	2
8. Promotes self-study and attitude to research.	45.2	40.3	8	4.5	2



## **EMPLOYER FEEDBACK ANALYSIS ON CURRICULUM**

The employer feedback form consists of questions that truly indicated their satisfaction level of the alumni about the syllabus. Given below are the conclusions obtained by analyzing the employer feedback for the academic year 2018-19.

The feedback highlights that the graduates are generally well-regarded in areas like communication, collaboration, and planning. For instance, 79.1% of respondents rate their communication and collaboration skills as "Excellent" or "Very Good," and 92.6% see strong planning and organization capabilities. Graduates are also viewed favorably for their openness to new ideas (81.4% rate them as "Excellent" or "Very Good"), showing adaptability and a willingness to learn.

However, problem-solving and practical solution development show slight weaknesses, with only 33.6% of respondents rating graduates as "Excellent" in adapting to challenges and 34.4% for practical workplace solutions. Innovativeness also scores lower, with 30.9% rating it as "Excellent." These areas indicate room for improvement in critical thinking and creative approaches to workplace problems.

Overall, satisfaction with graduates remains high, with 79.2% of respondents satisfied with their contributions, and 82.1% are likely to hire more graduates. The graduates are seen as strong team players with good technical skills and professionalism, but fostering more innovation and problem-solving skills could enhance their performance even further.

Questions	Excellent	Very Good	Good	Average	Poor
1. How effectively do our graduates communicate and collaborate within your teams?	39.9	39.2	18.9	2	0
2. Rate our graduates' ability to adapt to new challenges and solve problems	33.6	44.5	18.7	3.2	0
3. Rate our graduates' ability to develop practical solutions to workplace problems	34.4	42.8	19.3	3.5	0
4. Rate our graduates' effectiveness in working as part of a team	28.8	60.2	8.1	2.9	0
5. Rate our graduates' planning and organization skills	29.4	63.2	5.5	1.9	0
6. Rate our graduates' openness to new ideas and their ability to learn new techniques	49.2	32.2	16.4	2.2	0
7. Rate the professionalism and work ethic of our graduates	46.5	34.2	15.9	3.4	0
8. How would you assess the technical skills of our graduates in relation to your industry needs?	38.1	41.4	16.8	3.7	0
9. Rate our graduates' innovativeness and creativity in their work	30.9	46.7	18.3	4.1	0
10. Rate our graduates' ability to build and maintain positive relationships	31.5	48.2	16.7	3.6	0
11. Rate our graduates' ability to take on extra responsibilities when needed	33.7	43.8	18.6	3.9	0
12. Rate our graduates' commitment to working additional hours when necessary	31.2	45.5	20.3	3	0
13. How satisfied are you with the contribution of our graduates to your organization?	36.5	42.7	17.4	3.4	0
14. Based on your experience, how likely are you to hire more graduates from our institute?	40.3	41.8	14.9	3	0



### Employer Feedback On Curriculum

